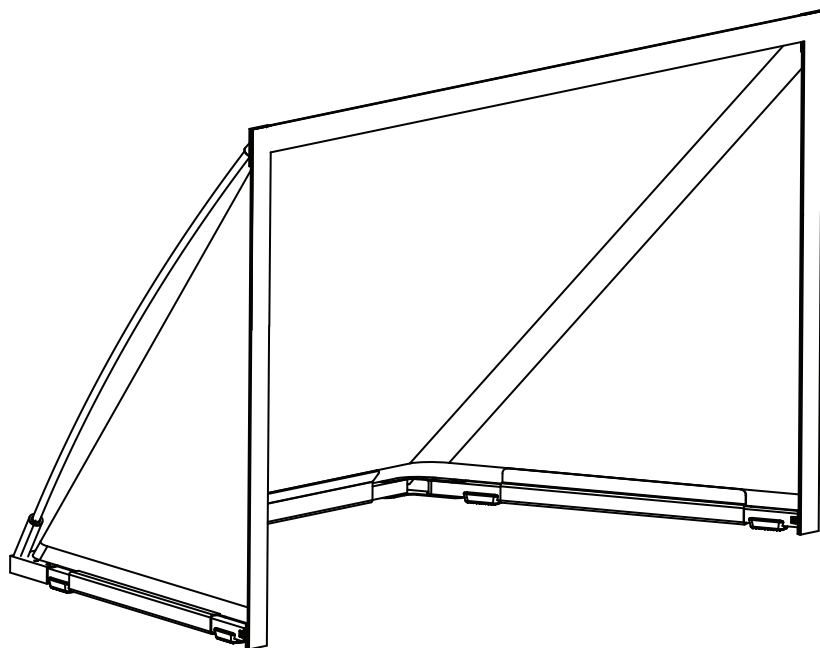


# ***QUICKPLAY***<sup>®</sup>



## **KICKSTER PRO Instructions**

### **5 x 3FT & 4 x 2.5FT**

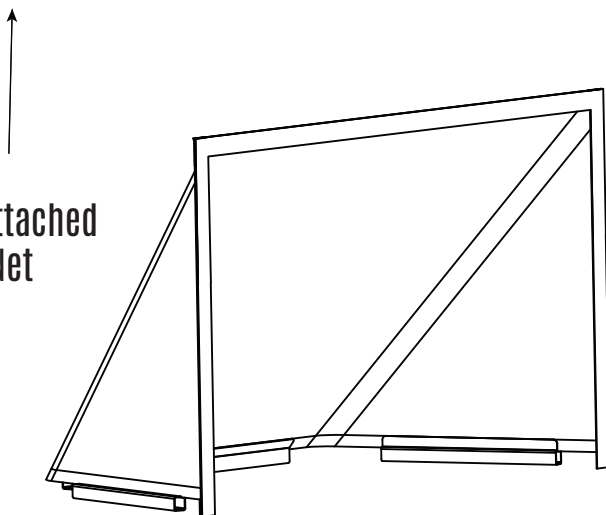
@quickplay\_sport / @quickplay\_soccer  
[www.quickplaysport.com](http://www.quickplaysport.com) / [www.quickplaysport.us](http://www.quickplaysport.us)  
Customer service: [support@quickplaysport.com](mailto:support@quickplaysport.com)

# PARTS LIST

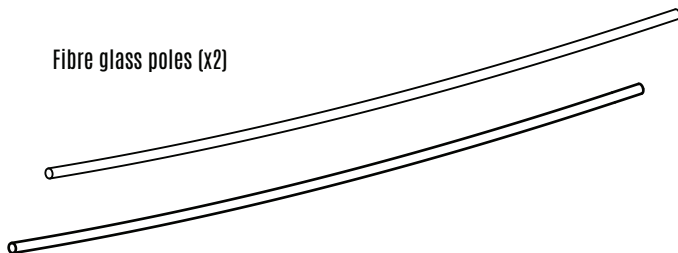
Frame (net pre attached)



Pre Attached  
Net

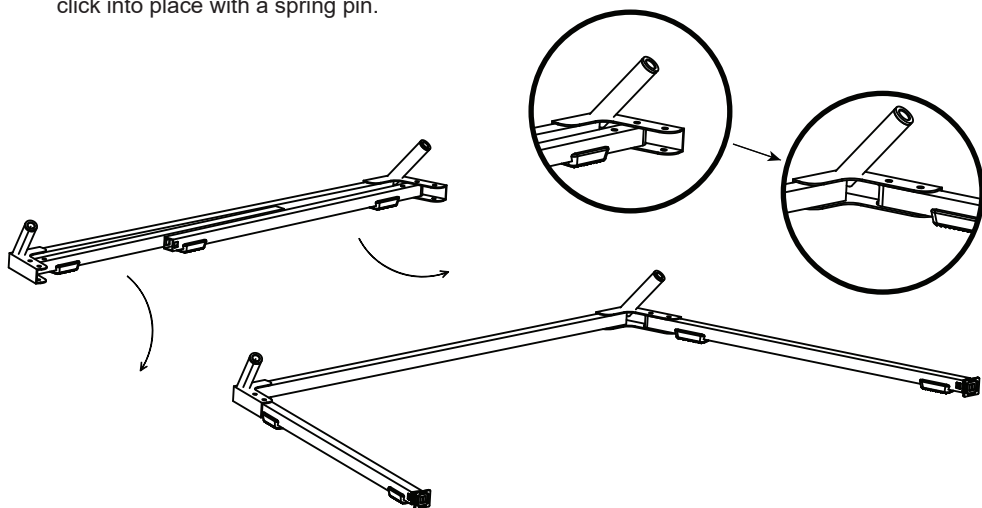


Fibre glass poles (x2)



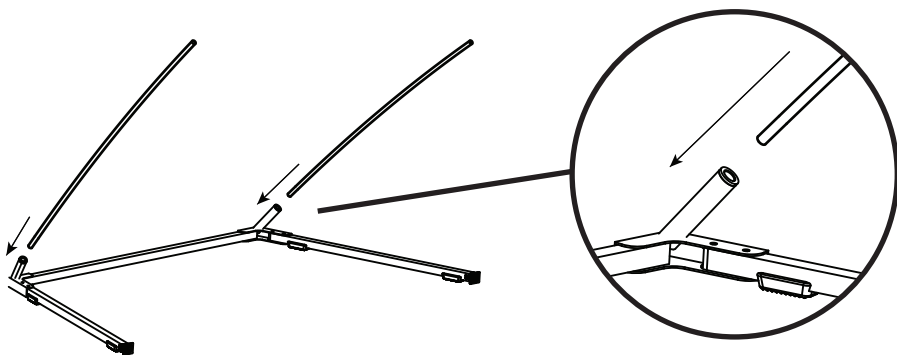
## STEP 01 -

On the frame pull out the hinged legs until they click into place with a spring pin.



## STEP 02 -

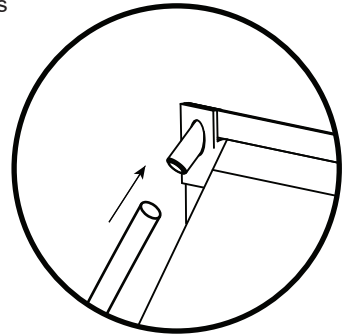
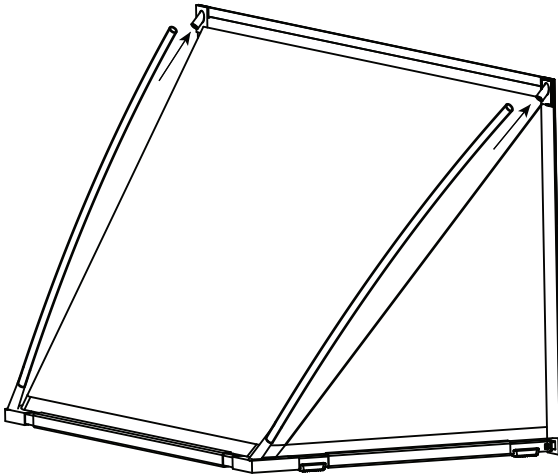
Slide both fibre glass poles into the sockets as shown in the image below. Make sure the pole is all the way in.



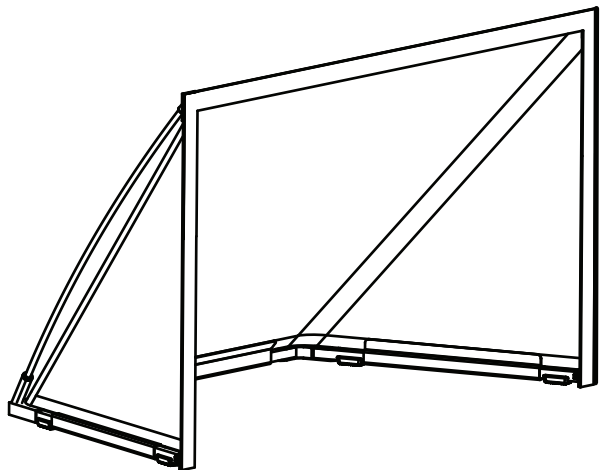
### STEP 03 -

Lift the net up and flex the fibre glass poles so they locate into the plastic net sockets located in the top corners.

Do this for both sides and make sure the fibre glass is all the way in.



Assembled



Reverse this process  
to disassemble the goal

# WARNING INFORMATION

1. Read through the instruction manual thoroughly before assembling the goal.
2. Check parts for any defects prior to the assembly of the goal.
3. Only use the goal on a flat surface.
4. Ensure due diligence is carried out and a risk assessment followed prior to the assembly of the goal.
5. Safety/warning stickers must be visible at all times.
6. Goals must be anchored at all times.
7. Never climb on the net or the posts.
8. Ensure the goal is checked for any signs of damage prior to use.
9. Use extreme caution when moving the goal.

## 1 Year Manufacturer Warranty:

Register your 2 yr warranty within 15 days of purchase  
visit: [Warranty.QuickPlaySport.com](http://Warranty.QuickPlaySport.com) or scan this code:

What your warranty covers?

Replacement parts within two years of your purchase date.

In accordance to the warranty guidelines above, failure to follow the methods of disassemble, use and storage will void your two year manufacturer warranty.

Warranty exclusions

- Accidental damage
- Misuse and abuse of product
- Lost merchandise
- Failure to properly care for your product

This excludes products which are clearly marketed as all weather products which are designed to be left outside assembled. Please read the website description for further details.

Should you wish to make a warranty claim please contact customer service with the required details. Please provide the following:

1. Order number
2. Name and full address details
3. Pictures of the fault with a brief description of the problem

Customer service details:

[support@quickplaysport.com](mailto:support@quickplaysport.com)

**Upgrade to 2 years warranty by registering at:  
[warranty.quickplaysport.com](http://warranty.quickplaysport.com)**



# THANK YOU!

For choosing the QUICKPLAY KICKSTER PRO.

We hope you enjoy and get  
years of use out of this product.

If you have any issues, please do not  
return it to the store. instead, contact us  
directly:

**support@quickplaysport.com**

We promise to resolve it  
**or your money back.**

At QUICKPLAY we think sport is all about taking part. We develop innovative products that help athletes and coaches at all levels of sport, perform to the best of their ability. If you have any queries or suggestions about how we can improve our products, we'd love to hear them. Please feel free to get in touch.