

QUICKPLAY

KICKSTER

INSTRUCTIONS

GOAL SIZES: 12x6', 18.5x6.5', 3x2m, 5x2m

SCAN FOR SETUP VIDEO:



GOT AN ISSUE? DON'T RETURN TO THE STORE

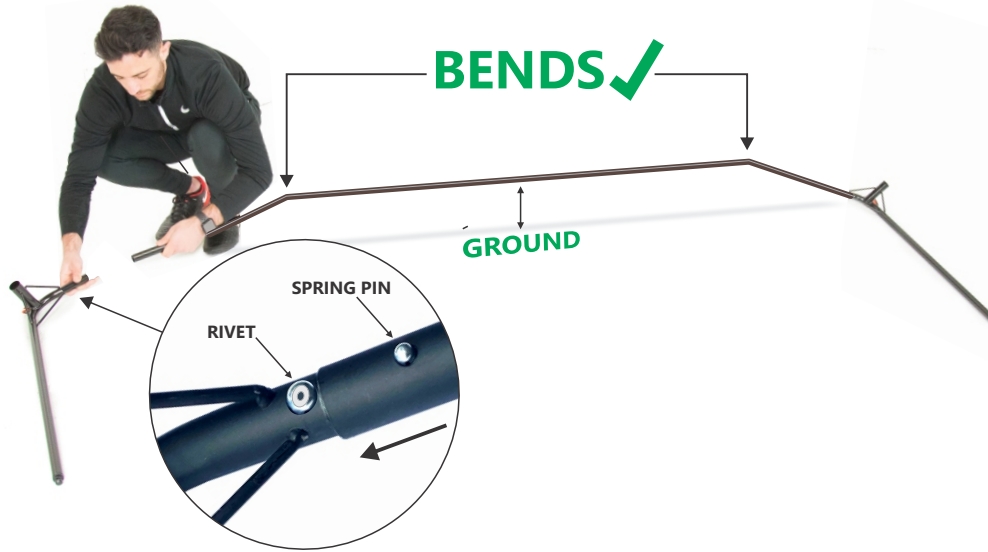
please contact us instead:
support@quickplaysport.com

For setup video go to: www.KicksterSetup.com

or SCAN:



1.



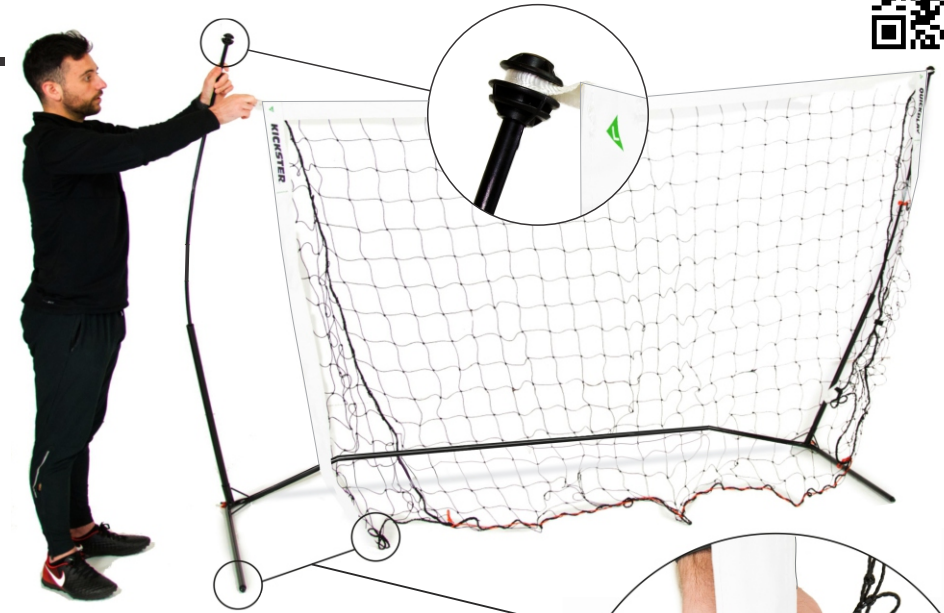
NOTE: BASEBAR SHOULD BE ABOVE GROUND:



2.




3.



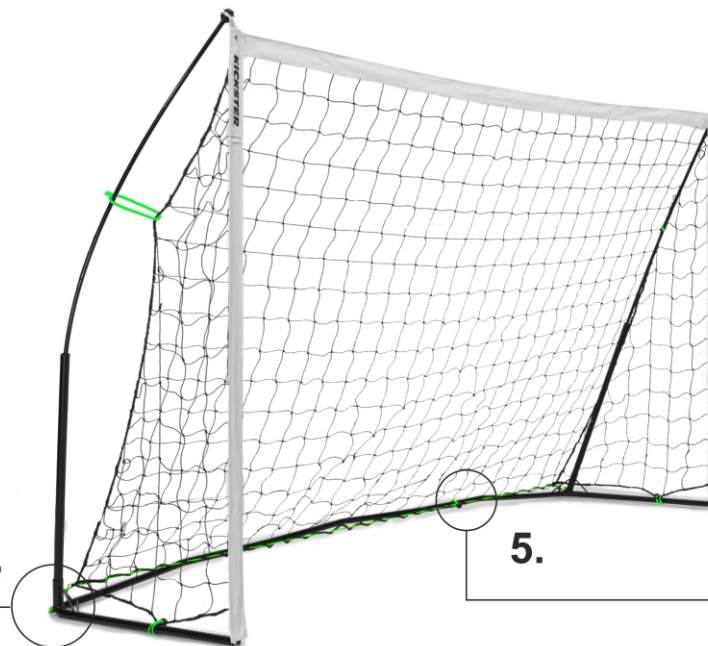
4.



5.



6.



KICKSTER is a portable product and is designed to be setup and taken down quickly and easily. It should not be left setup after use. To ensure maximum lifespan of your goal, please ensure to pack it away and store in the provided carry bag.

WARNINGS & USAGE GUIDELINES:

- 1. Must be assembled by an adult.**
- 2. This product is not suitable for children under 3 yrs of age.**
- 3. Only use on a flat surface.**
- 4. Check the product is fully assembled before use.**
- 5. Check the frame is secured to the ground before use.**
- 6. Disassemble after use. Do not leave outdoors in adverse weather conditions.**
- 7. Store in a cool, dry place. If the product gets wet after use, ensure that it is properly dried before storage.**
- 8. Do not climb or hang on the goal.**
- 9. Regularly check the goal for wear and tear. Stop using if any part of it breaks. Failure to do so may result in injury.**
- 10. Keep away from heat sources. Do not leave in a hot vehicle.**
- 11. Not suitable for use in high winds.**

1YR PARTS WARRANTY AS STANDARD:

Warranty covers manufacturing defects and workmanship, but excludes nets, bungees and general wear and tear. Please note, non-compliance with the above Warnings & Guidelines will invalidate your warranty. Register your warranty within 15 days of purchase & see full warranty terms at:

Warranty.QuickPlaySport.com

or scan this code:

